



# **MONROE CENTRAL**

---

**ENGAGE • EMPOWER • EXCEL**

**Monroe Central Junior-Senior High School  
School Improvement Plan  
2024-2025**

**Monroe Central Jr.- Sr. High School (7151)  
Monroe Central School Corp  
Parker City, IN**



# **MONROE CENTRAL**

---

## **ENGAGE · EMPOWER · EXCEL**

### **Table of Contents**

1. Corporation and School Mission Statement, Vision Statement	2
2. School Description	3
3. Data and Analysis	6
4. Student Summary	10
5. Student Achievement Vision	11
6. Parent Participation	12
7. Graduation Information	13
8. Attendance	16
9. Discipline Data	17
10. Professional Development Plan	20
11. Annual Performance Plans	21



# **MONROE CENTRAL**

---

## **ENGAGE · EMPOWER · EXCEL**

### **Monroe Central School Corporation Mission Statement**

The mission of the Monroe Central School Community is to engage and empower all students to excel in being productive and responsible citizens.

### **Monroe Central Junior-Senior High School Mission Statement**

Monroe Central Junior-Senior High School is a professional learning community whose personnel embrace a moral commitment to

*Teaching*  
*Learning*  
*Caring*

### **Vision Statement**

The Vision Statement was developed by educators, students, and members of the community and is reviewed and updated annually. The foundation of the statement identifies the core convictions upon which this school improvement plan is built and answers the question, "What do our students deserve in order to be successful learners, responsible citizens, and productive members of a global economy?" The second part of the vision statement describes ideal adults who are striving to provide students with the things they deserve in order to achieve at a rigorous level. The third part of the vision statement describes ideal students in a school and community where adults live by their convictions. The last part of the vision statement includes ideal data that represent the community's dreams. This lofty data serves as the focal point for the remainder of the school improvement plan and requires the school and community to work toward every student succeeding at a high level.



# **MONROE CENTRAL**

---

## **ENGAGE · EMPOWER · EXCEL**

### **Monroe Central Junior-Senior High School School Description Education Program Summary**

- 30 Certified Staff Members
- 1 Adjunct Teacher
- 3 Administrators - Principal, Assistant Principal, Athletic Director
- 1 Assistant Athletic Director/Athletic Trainer
- 2 School Counselors
- 1 Student Resource Officer (Shared with Monroe Central Elementary)
- Grades 7-12
- Student Teacher Ratio 16:1
- Eight class periods a day 47 minutes each
- 9 Week Grading Periods
- Departments of Study Include: English, Math, Science, Social Studies, Fine Arts, Health & Physical Education, World Languages, Agriculture, Business, Family and Consumer Science, Computer Science, and Special Education
- Each course taught applies State Academic Standards outlined by the Indiana Department of Education.
- PowerSchool is used as the student management system. Parents and students can access attendance records and track grade progress by logging-in to this system.
- Schoology is used as the student learning management system and digital curriculum platform. Parents and students can access course curriculum and assignments by logging-in to this system.

- Edmentum offers online digital courses and curriculum for students needing credit recovery, those interested in courses not available at Monroe Central, and students who have scheduling conflicts with other classes. Additionally, Edmentum can be utilized by teachers for instructional purposes in the classroom.
- The Library Media Center is open each school day from 8:05 a.m. – 3:05 p.m.
- The School Web Page is updated daily with student announcements. Many resources including the Student Handbook and Academic Planning Guide are available on this website.
- Monroe Central is a one to one school with each student being provided a Chromebook. Additional Chromebooks are available in each classroom for those who forget their Chromebook or have no charge. A wireless network is available for staff and students. The high school has a wide array of multimedia tools including DVD players, large screen TV monitors throughout the building, mobile presenters, and LCD projectors in all classrooms. Each teacher has a Chromebook to use for presentations and general school related activities. These Chromebooks are compatible with the overhead projector for screen casting.
- Student Services provides a variety of services to assist each student. Personal, educational, and career counseling is available along with information on tutoring services. Vocational/College testing and scholarship information can be accessed through the Student Services Department.
  - PSAT Testing (10th and 11th Grade)
  - SAT Testing (11th Grade)
  - ILEARN Testing (7-8th Grades)
  - Assessment Testing
  - Job Fairs
  - College Visits
  - NCAA Clearinghouse
  - Scheduling Meetings
  - Scholarship Awareness
  - Dual Credits
  - Graduation Pathways
- School Safety initiatives include a detailed Emergency Preparedness Plan; a clearly defined Student Discipline Code of Conduct; a monthly random extra-curricular student drug testing program, random canine drug searches, individual identification badges for all staff members and a computer based video security system. An anti-bullying program has been implemented with reporting procedures for students, staff and parents.

Background checks are performed in the main office for all visitors prior to their admittance into the school.

- Monroe Central maintains a Self-Contained Transitions classroom to address the needs of students with moderate and severe disabilities. The classroom includes a kitchen, life skills area, and changing room.
- A Summer School program is available to support both Junior High students at risk of being retained and provides High School students with the chance to recover lost credits.
- A School Resource Officer (SRO) continues to be a valuable resource to the district. The SRO is funded via a School Safety grant.
- Grade Level Professional Learning Communities (PLCs) - Grade Level PLCs consist of groups of grade level teachers that identify struggling students who are not already getting services via an IEP or 504. Teachers have developed running records that address these students' individual needs, as well as intervention strategies that have been tried, both successfully and unsuccessfully. These documents travel from one grade level to the next with the student, helping new teachers each year better meet individual students' needs and learning styles.
- Department Professional Learning Communities (PLCs) - Department PLCs consist of groups of teachers from the same department. The goal for the 2024-25 school year during Department PLC time is to update curriculum maps, implement best practice instruction within each subject area, and assess for learning using a common approach utilizing multiple assessment types.



# MONROE CENTRAL

---

## ENGAGE · EMPOWER · EXCEL

### Data and Analysis

#### Data Profile Introduction

Student performance data is a key indicator of a school's success. To ensure continuous improvement, it's essential that we leverage the data we have to enhance our practices. This data not only highlights our successes, challenges, and areas of strength, but also guides our instructional staff in refining classroom instruction. There is still significant room for improvement in applying data within the classroom. We are committed to advancing our practices in this regard. This student performance data document includes our school report card summary from the past year, a description of the standardized and local assessments we use, and current data from state and national assessments.

#### MCHS Standardized & Local Assessments

The following standardized assessments are utilized:

- ILEARN (Indiana Learning Evaluation Assessment Readiness Network)

The ILEARN test is a crucial exam for our junior high students, providing important data to evaluate individual student needs and assess the strengths and weaknesses of our curriculum.

Administered toward the end of the school year, the ILEARN assessment covers language arts and mathematics for seventh and eighth graders, and science for high school Biology students. The results are used to identify curriculum needs in these subject areas.

- SAT (Scholastic Aptitude Test)  
All juniors will take the SAT, which will be used as the high school accountability test. Students are encouraged to retake the test to improve their scores, as these scores are important for college admissions. However, only the SAT administered at school will contribute to school accountability. We will use these scores to assess the achievement levels of our junior and senior students and pinpoint any gaps in the school curriculum. SAT scores can also serve as evidence of post-secondary readiness for graduation.

- **PSAT (Pre-Scholastic Aptitude Test)**  
Freshmen, Sophomores, and Juniors all take this test, which serves as preparation for the SAT. The scores help evaluate the achievement levels of both sophomores and juniors, guiding us in identifying curricular needs to better prepare students for the SAT.
- **ASVAB (Armed Services Vocational Aptitude Battery)**  
Juniors and seniors have the opportunity to take this test during high school. While the ASVAB is primarily used as a military entrance exam, it also helps students identify potential careers that match their interests and aptitudes. The scores from the test will aid in career counseling and can serve as evidence of post-secondary readiness for graduation.
- **NWEA (Northwest Evaluation Association)**  
Students in grades 7-8 take this assessment three times a year. NWEA provides assessment tools that accurately measure growth and proficiency in reading and math, offering insights to customize instruction and support students' academic development.
- **WIDA**  
The WIDA assessment is administered to students who use a language other than English at home. It evaluates their proficiency in English, and the results are used to develop tailored learning plans for students who might require extra support because of language barriers.



**ILEARN Data 2023-2024**

**4th Highest Math Passing % of 28 Area Schools (Grades 3-8)**

**16th Highest ELA Passing % of 28 Area Schools (Grades 3-8)**

**9th Highest Passing % on Both of 28 Area Schools (Grades 3-8)**

**Seventh Grade**

<b>ILEARN DATA</b>	<b>23-24</b>	<b>State Average</b>	
<b>English/LA</b>	<b>38.8</b>	<b>41.8</b>	13 out of the 28 surrounding schools scored higher
<b>Math</b>	<b>52.9</b>	<b>33.9</b>	1 out of the 28 surrounding schools scored higher

**Eighth Grade**

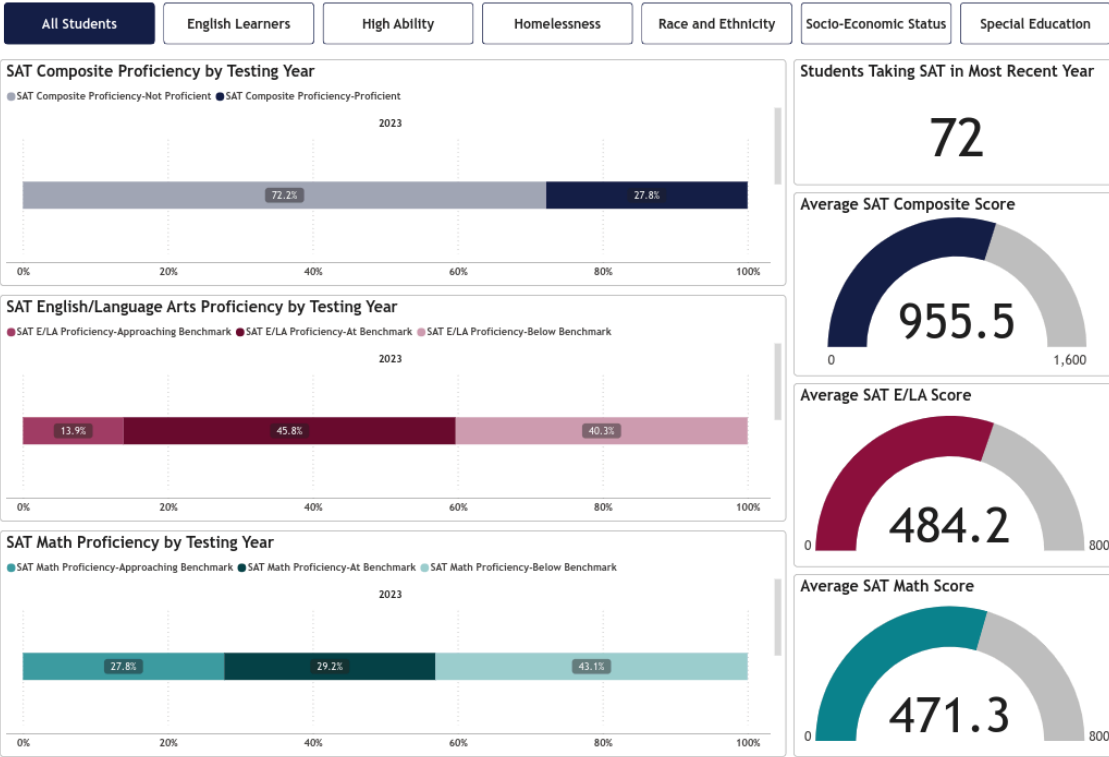
<b>ILEARN DATA</b>	<b>23-24</b>	<b>State Average</b>	
<b>English/LA</b>	<b>36.8</b>	<b>41.8</b>	15 out of the 28 surrounding schools scored higher
<b>Math</b>	<b>27.6</b>	<b>33.9</b>	13 out of the 28 surrounding schools scored higher

**SAT Data 2023-2024**

<b>Math</b>	<b>2023-2024</b>	<b>Evidence-based Reading and Writing</b>	<b>2023-2024</b>
<b>Meets/Exceeds</b>	<b>10 students (14%)</b>	<b>Meets/Exceeds</b>	<b>27 students (36%)</b>
<b>Approaching</b>	4 students (5%)	<b>Approaching</b>	6 students (8%)
<b>Not Yet Approaching</b>	60 students (81%)	<b>Not Yet Approaching</b>	41 Students (55%)
<b>2023-2024</b>			
<b>74 students tested</b>		<b>AP Ready</b>	<b>42 students (57%)</b>
<b>9 students who meet/exceeded in both sections 12%</b>			

# SAT Performance

Note: Only student groups that meet a minimum size can be displayed.





# **MONROE CENTRAL**

---

## **ENGAGE · EMPOWER · EXCEL**

### **Student Summary**

- 473 students in grades 7-12 (As of August 28, 2024)
- 93% White - 2% Multi-Racial - 2% Hispanic - 2% Black - <1% Native American - <1% Asian
- 15% Students with Special Needs
- <1% English Language Learners
- 40% Students receiving free or reduced lunches
- 7% Students with 504's



# **MONROE CENTRAL**

---

## **ENGAGE · EMPOWER · EXCEL**

### **Student Achievement Vision**

- We aim to rank at least in the top three for both English/Language Arts and Math in the Junior High ILEARN assessments
- 25% of Juniors who pass both SAT Math and SAT English/Language Arts
- 96% overall attendance rate for both Jr. and Senior High School.
- We aim for 100% of our students to be prepared for college or a career by the time they graduate - a diploma is the expectation



# MONROE CENTRAL

---

## ENGAGE • EMPOWER • EXCEL

### Parental Participation

1. Open House
  - a. An Open House is hosted at the start of each school year, allowing students and parents to meet teachers, tour the building, receive Chromebooks, and open lockers, among other activities.
2. Parent-teacher conferences are scheduled annually at the end of the first quarter.
3. Master Scheduling – Student Services conducts grade specific parent nights in February to review graduation requirements and assist in course selection for the upcoming school year
4. Parent meetings are scheduled throughout the school year to talk about specific topics such as college and financial aid planning, dual credit requirements, etc.
5. Parents can receive weekly gradebook updates via email and have the ability to view their children's grades at any time through the PowerSchool portal.
6. Parents can follow their receptive student through Schoology by receiving a code from their child's teacher.
7. SwiftReach is used to send messages and emails to keep parents informed about important updates and information.



# MONROE CENTRAL

ENGAGE · EMPOWER · EXCEL

## Graduation

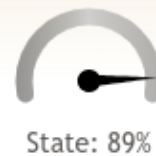
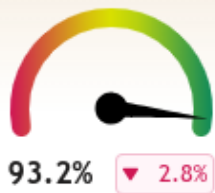
A diploma is the expectation.

### Diploma Designations

Diploma Designations	2022-2023	2023-2024
General	8.3%	3%
Core 40	52.4%	56%
Academic Honors	39.3%	26%
Waiver Graduates	0%	0%
Technical Honors	11%	18%


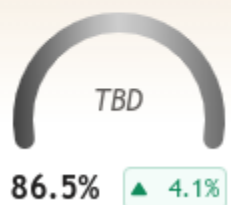
### Graduation Pathways Completion

Percentage of grade 12 students who complete graduation requirements. Goal: 95% by 2030.



## Employment & Enrollment

Percentage of grade 12 students employed or enrolled, *within Indiana*, one year after their expected graduation year. Goal TBD.



## Graduation Data

Graduation Data	2022-2023	2023-2024
Two year college	13% (9 students)	15% (10 students)
Four year college	32% (22 students)	42% (27 students)
Workforce	47% (32 students)	38% (25 students)
Trade School/program	6% (4 students)	8% (5 students)
Non-diploma track	2% (1 student)	0% (0 students)

## Graduation Pathways

The staff at Monroe Central Junior-Senior High School has dedicated significant effort over the past few years to review and expand the courses we offer, aiming to provide a broad range of pathway programs. As a small school, we recognize our limitations, but through partnerships with the Muncie Area Career Center and other Randolph County schools, we are pleased to offer a diverse array of options to meet our students' needs. In recent years, we have added a second Agriculture teacher and reinstated a Business teacher, a role that had been absent for many years. Additionally, we have revamped our Family & Consumer Science program and introduced Computer Science to our pathway offerings. As student needs evolve, we remain committed to adapting and expanding our programs accordingly. Currently, we are able to offer comprehensive programs in the following pathways:

- Agriculture Mechanical & Engineering
- Agriscience - Animals
- Horticulture
- Precision Agriculture
- Business Administration
- Education Careers
- Human & Social Services

- Computer Science
- Digital Manufacturing - Randolph Central Partnership
- Welding Technology - Randolph Central Partnership
- Precision Machining - Randolph Central Partnership
- Criminal Justice - Randolph Eastern Partnership
- Radio & Television - Randolph Eastern Partnership
- STEM Engineering Technology - MACC Partnership
- Automation & Robotics - MACC Partnership
- Automotive Services - MACC Partnership
- Construction Trades - Carpentry - MACC Partnership
- Construction Trades - Electrical - MACC Partnership
- Interactive Media - MACC Partnership
- Early Childhood - MACC Partnership
- Biomedical Sciences & Technology - MACC Partnership
- Dental Careers - MACC Partnership
- Pre-Nursing/Healthcare Specialist - MACC Partnership
- Fire & Rescue - MACC Partnership
- Cosmetology - MACC Partnership
- Precision Agriculture - RAZ-32 Partnership
- Early Childhood Development - RAZ-32 Partnership
- Cyber Security - RAZ-32 Partnership

### **Graduation Analysis**

Compared to the state average, Monroe Central has excelled in ensuring students graduate, with our graduation rates consistently surpassing 90% since 2011. We take pride in this track record of excellence but are committed to achieving a 100% graduation rate. Any rate below that indicates someone has not graduated, which is unacceptable to us. We will maintain high expectations regarding our graduation rates.





# MONROE CENTRAL

## ENGAGE · EMPOWER · EXCEL

### Attendance

#### 2023-2024 Attendance Rates

Jr. High - 93%  
High School - 93%

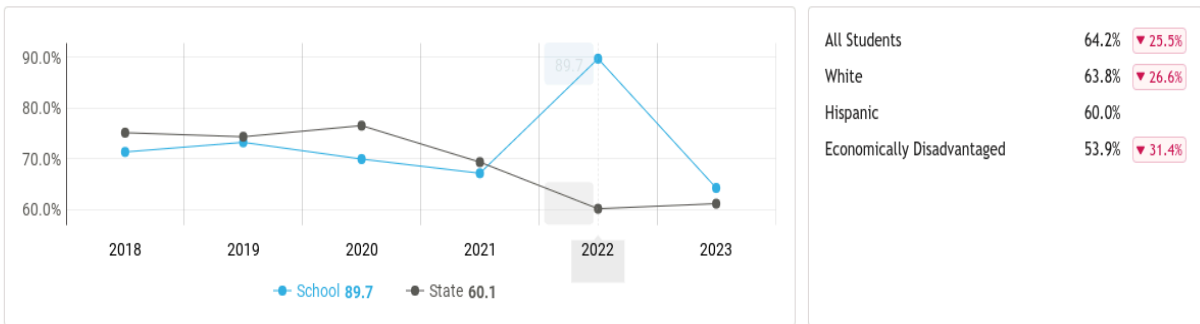
#### 2022-2023

95.4%

#### Student Attendance

64.2% ▼ 25.5% State: 61.1

Number of students with at least a 94% attendance rate divided by the total number of students enrolled in the school.



### Attendance Analysis

Based on our current data, we need to address issues with student attendance. The graph above illustrates a notable drop in attendance among students who did not reach the 94% threshold. Additionally, our overall attendance rate has decreased by two percentage points. While our rates are currently on par with the state average, we believe there is room for improvement.



# MONROE CENTRAL

---

## ENGAGE · EMPOWER · EXCEL

### Discipline Data

Monroe Central Jr.-Sr. High School is currently training all staff on the PBIS system (Positive Behavioral Interventions and Supports). This schoolwide framework is designed to enhance student behavior and foster a safe, effective learning environment.

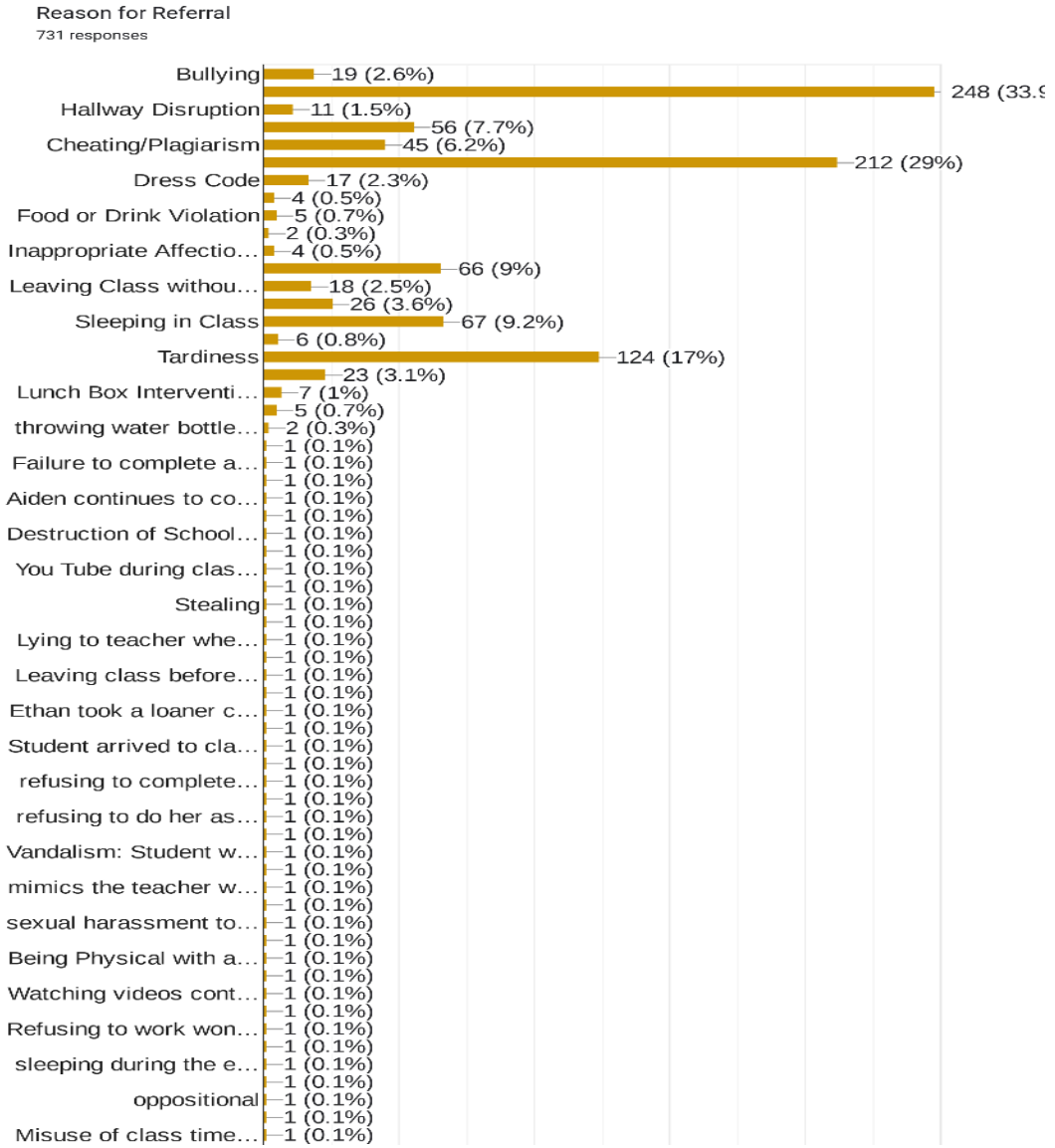
PBIS operates on a tiered model that addresses students' behavioral, academic, social, emotional, and mental health needs. Its core idea is to recognize and provide feedback on positive student behavior, thereby decreasing disciplinary issues and encouraging a climate of increased productivity, safety, and learning.

Discipline data will be monitored annually to ensure that our PBIS framework is yielding positive outcomes for our school. The data provided will serve as a guide for identifying areas that need attention.

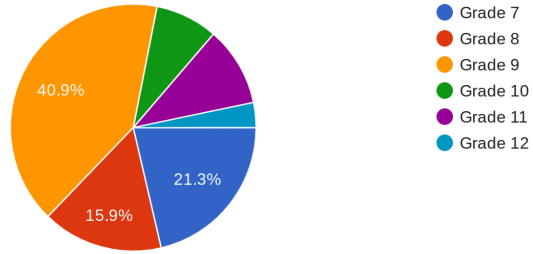
### **With our PBIS log, we can track the following:**

1. Staff member sending the referral
2. Student receiving the referral
3. Date
4. Reason for Referral (updated into a bar graph)
5. Location of the incident
6. Grade level of the specific student
7. The reason for the discipline referral
8. Teacher/Parent contact
9. Administration action - consequences assigned
10. Administrative action

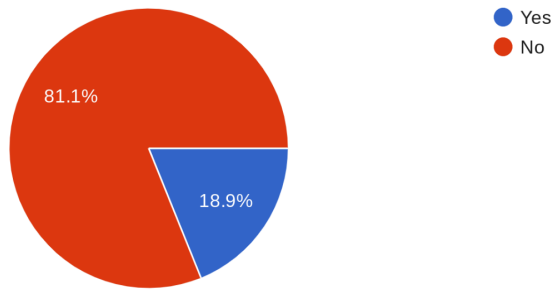
## 2023-2024 Discipline Data



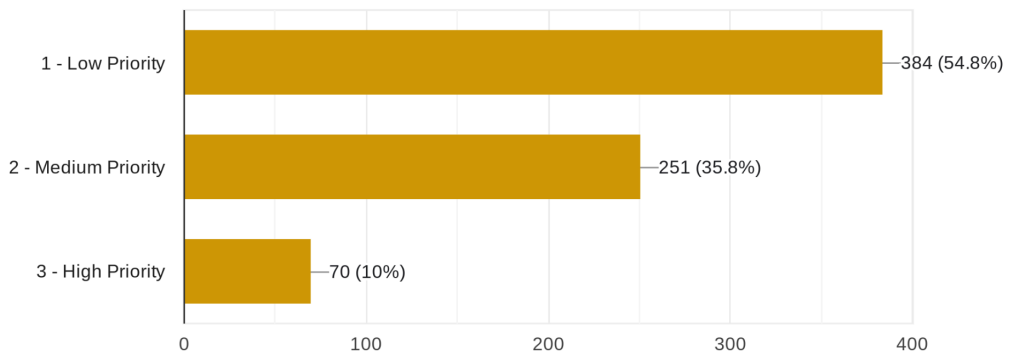
Grade Level  
731 responses



Parent Contact Method  
731 responses



Priority Level  
701 responses





# **MONROE CENTRAL**

---

## **ENGAGE · EMPOWER · EXCEL**

### **Monroe Central Junior-Senior High School** **Professional Development Plan - 2024-2025**

In the 2024-2025 school year, we will maintain our schedule of four professional development days as in previous years. On these days, students will not attend school, either in person or online, and all staff will be present for the full school day.

During these professional development days, teachers will be introduced to various best practices. Additionally, staff will have dedicated PLC (Professional Learning Community) time throughout the year, focusing on both grade level and subject area collaboration.

For this academic year, our focus will be on enhancing teaching for learning, strengthening relationships with both staff and students, and advancing curriculum development.

Teachers will also convene to discuss students who are struggling and to determine the most effective ways to address their specific needs through our MTSS program.

# Monroe Central School Corp

## 2022 Annual Performance Report

### Monroe Central Jr-Sr High School, Parker City 7151

Indicator	School Results				State
	'18-'19	'19-'20	'20-'21	'21-'22	Total
A-F Accountability Grade	B	B	N/A	N/A	
Student Enrollment	511	490	481	490	1,120,125
Non-Waiver Grad Rate	92.16	98.82	90.54	95.96	83.95
College and Career Readiness Rate	85.3	N/A	N/A	N/A	
Number of Certified Teachers	33	37	37	38	76,712
Number of Students in Career and Technical Program	201	251	263	260	153,485
Percentage of Students in Career and Technical Program	0	0	54.7	53.1	42.7
Grade 11 Percent Meeting SAT Evidence-Based Reading and Writing Benchmark	N/A	N/A	N/A	53.5	47.0
Grade 11 Percent Meeting SAT Mathematics Benchmark	N/A	N/A	N/A	<b>22.5</b>	<b>26.7</b>
* Grade 7 Percent Passing ISTEP+/ ILEARN Math Standard	64.4	N/A	46.4	37.2	31.9
* Grade 7 Percent Passing ISTEP+/ ILEARN Language Arts Standard	58.9	N/A	58.0	38.3	42.4
* Grade 8 Percent Passing ISTEP+/ ILEARN Math Standard	55.4	N/A	31.7	40.6	29.8
* Grade 8 Percent Passing ISTEP+/ ILEARN Language Arts Standard	76.9	N/A	47.6	50.7	43.1
* Grade 10 Percent Passing ISTEP+/ ILEARN Math Standard	30.3	N/A	31.6	N/A	N/A
* Grade 10 Percent Passing ISTEP+/ ILEARN Language Arts Standard	68.4	N/A	59.8	N/A	N/A
* Grade 10 Percent Passing ISTEP+/ ILEARN Science Standard	0	N/A	27.9	7.0	30.0
Percent of Graduates Granted Waivers	1.1	0.00	0.0	0.0	7.0
SAT Average Score for Graduating Class	1062	0	1067	1040	1358
Percent of graduates receiving Academic Honors Diploma	0	0	49.3	47.4	38.7
Number of graduates receiving Core 40 Diploma	77	77	66	92	66308
Percent of 12th Graders Taking SAT	18.9		51.9	41.0	28.4
Percent Core 40 with Honors Diploma	35.8	39.3	49.3	47.4	38.7
Percent Core 40 Diploma	81.1	91.7	98.5	96.8	90.6
Pupil Enrollment to Certified Employee Ratio	14.1	12.5	12.6	12.8	16.2

# Monroe Central School Corp

## 2022 Annual Performance Report

**Monroe Central Jr-Sr High School, Parker City 7151**

Indicator	School Results				State
	'18-'19	'19-'20	'20-'21	'21-'22	Total
Graduation Rate	93.1	98.8	90.5	96.0	89.48
Attendance Rate	94.8	94.7	93.1	95.3	92.9
Number of Students with More Than 10 Unexcused Days Absent	42	62	79	15	169,811
Number of Students absent greater than 10% of School Year	60	55	84	11	209932
Number of Students Retained in the 9th Grade	0	0	0	0	46
Number of Students Who Have Dropped Out	5	0	5	4	6,481
Number of Students Suspended	55	57	38	70	97,972
Number of Students Expelled	1	3	1	2	2,551
Number of Students Expelled or Suspended involving Drugs, Weapons, or Alcohol	6	6	1	2	7,613
Number of Out of School Suspensions	33	48	34	57	70,183
Number of In School Suspensions	30	15	8	26	46,233
Number of Bullying Incidents	0	3	5	2	5,103

\* In 2014-15 Indiana transitioned to new, more rigorous college-and-career ready standards and a new statewide assessment to measure these standards. Therefore, results are not comparable to previous data.